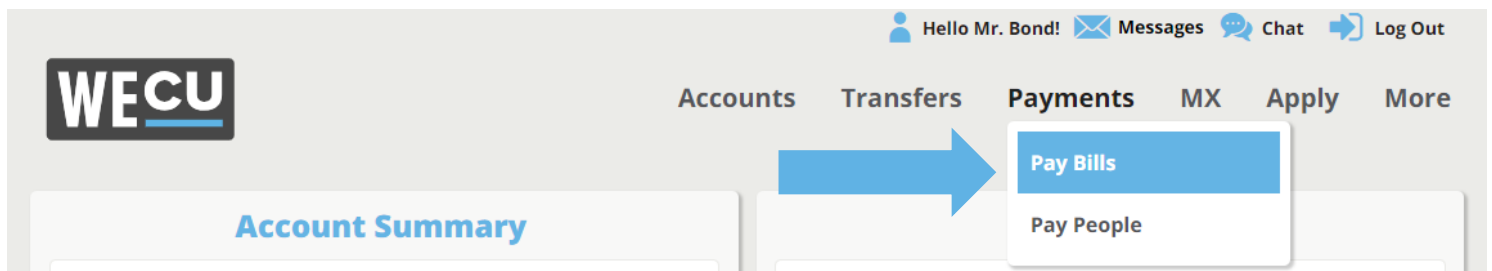


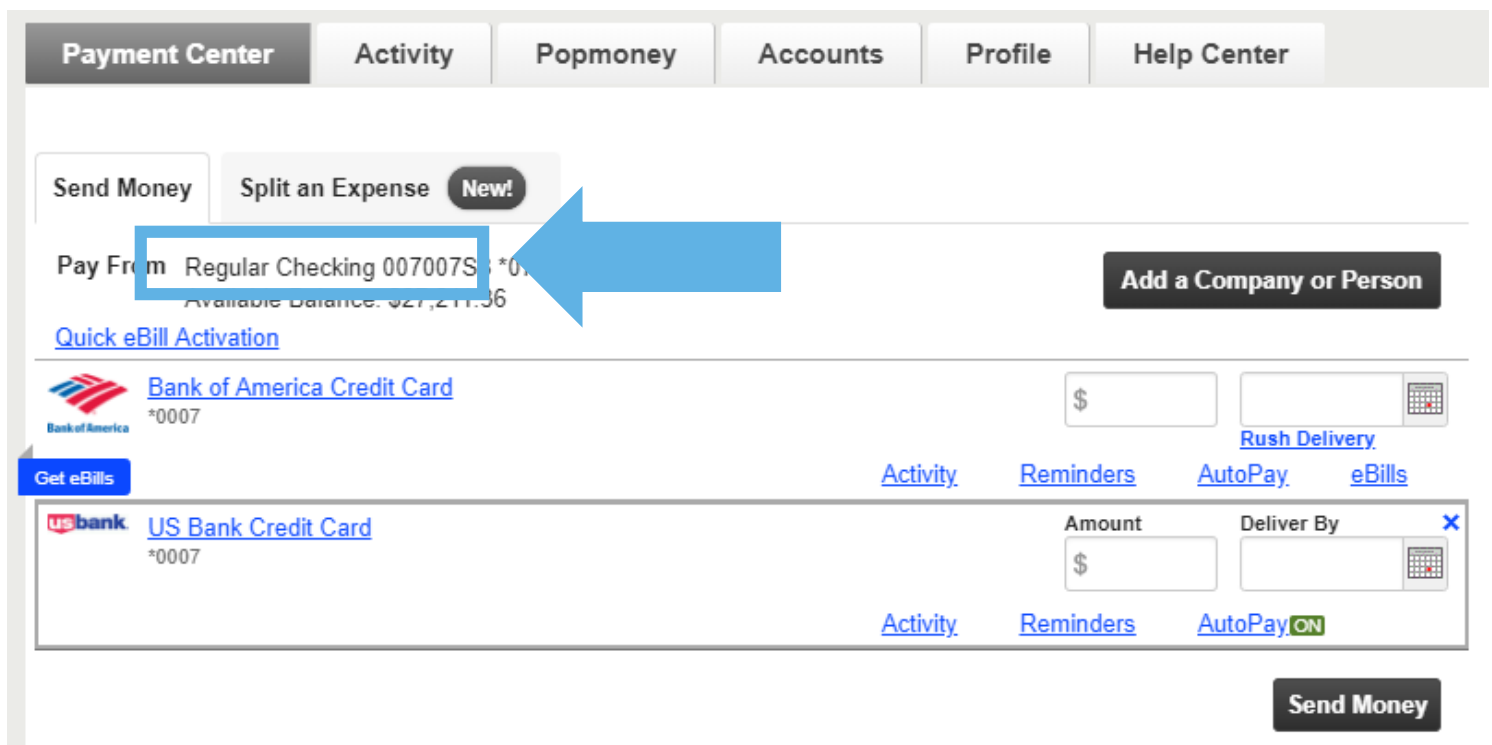
WECU SYSTEM UPGRADE: How To...

Edit Accounts in Bill Pay

1. Log in to Online Banking.
2. Hover over Payments and select Pay Bills.



2. Click on the credit card you want to update.




For more information visit wecu.com/SystemUpgrade or call us at 800-525-8703.
WECU is insured by NCUA.

WECU SYSTEM UPGRADE: How To...[Edit Accounts in Bill Pay](#)

3. Click “Change” to update account information.
4. Click “Save Changes” when you’re done.

Bank of America Credit Card ✕
*0007




[Remove Bank of America Credit Card](#)

Company Name
Bank of America Credit Card
The company contacts us directly if the address changes.


Nickname

Category
 ▼
[About adding categories](#)

Account Number
*0007 [Show](#) [Change](#) 
For your protection, we show only part of your account number.

Phone Number
 -

☐ Apply changes to pending payments

 [Cancel](#)