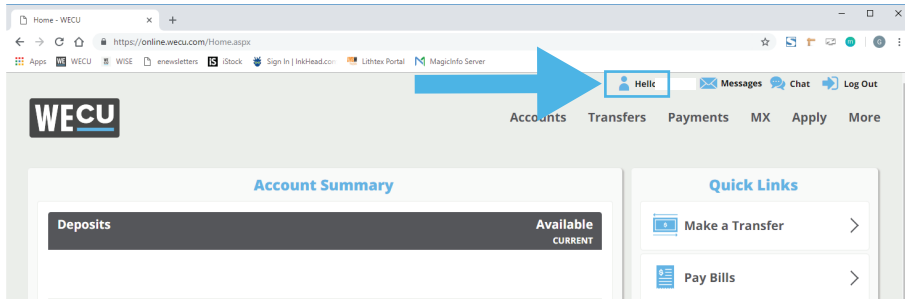


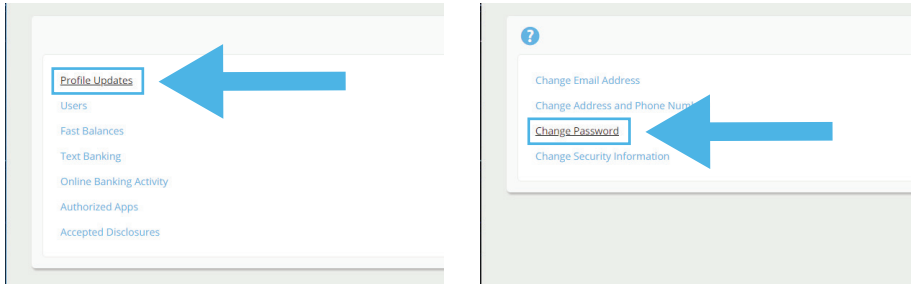
WECU SYSTEM UPGRADE: How To...

Change Your Password

1. Click on the profile icon to the left of your name.



2. Select **Profile Updates > Change Password**.



3. Enter your current and new Password.

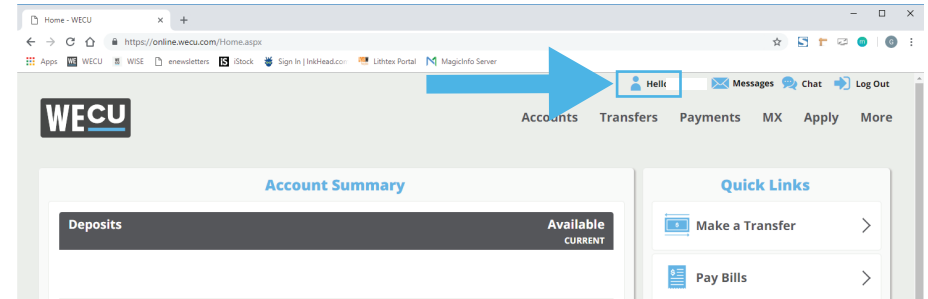
4. Click **Update**.

Note: Follow these steps for both a computer and a mobile device.

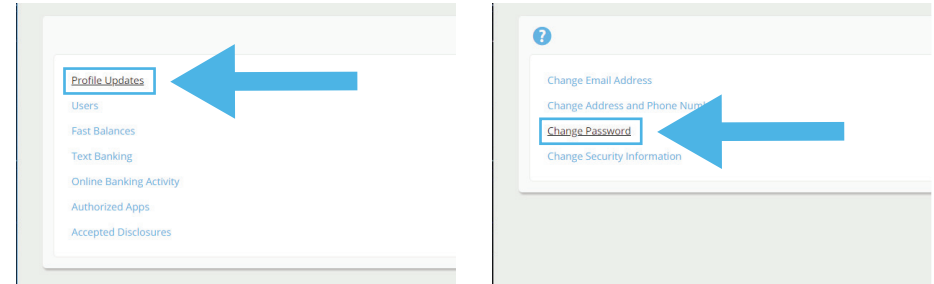
WECU SYSTEM UPGRADE: How To...

Change Your Password

1. Click on the profile icon to the left of your name.



2. Select **Profile Updates > Change Password**.



3. Enter your current and new Password.

4. Click **Update**.

Note: Follow these steps for both a computer and a mobile device.