


WECU SYSTEM UPGRADE: How To...

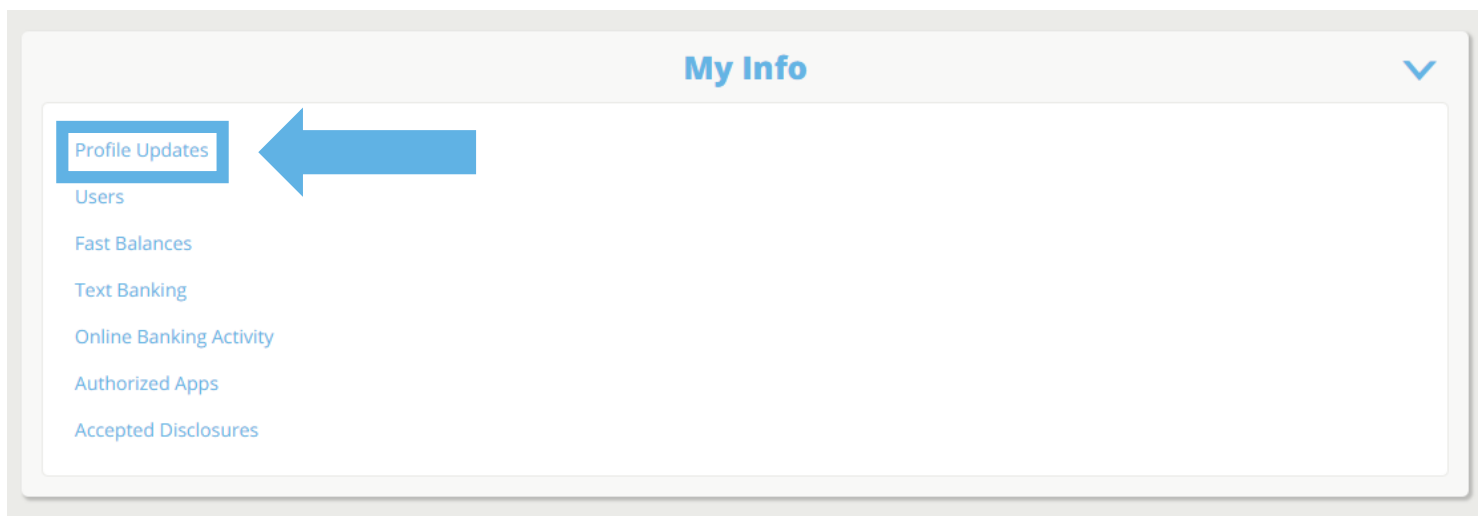
Edit Your Personal Information

How to Edit Your Personal Information

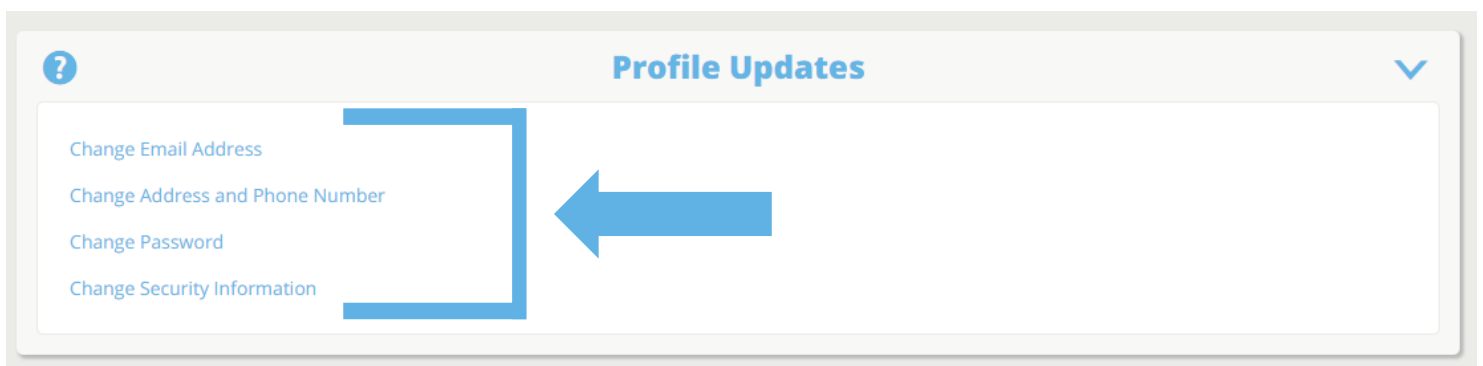
1. Once you're signed into Online Banking click on the icon or name text at the top of your screen.



2. From the My Info page select Users.



3. Select the information you would like to update (e.g. contact info, password).



For more information visit wecu.com/SystemUpgrade or call us at 800-525-8703.
WECU is insured by NCUA.

WECU SYSTEM UPGRADE: How To...[Edit Your Personal Information](#)

4. You will be prompted to verify your identity via a text, call, or answering security questions.

Send me a text message
We will send you a text message with a confirmation code.
(xxx) xxx-0007

Send me a text message

Call my phone
We will call you and provide a confirmation code.
(xxx) xxx-0007

Call my phone

Ask me questions
We will ask you a few questions that only you should be able to answer.

Ask me questions

These are dropdown menus for your phone numbers. Please verify that texts go to your mobile, and choose which number to call (home, mobile).